

DAMAGE ASSESSMENT LET'S GET PRACTICAL

Presented by:

Keith Hurlbert, Iowa County Emergency Management

Natalie Easterday, Shawano County Emergency Management

- ▶ Initial Damage Assessment
- ▶ Public Damage Assessment
- ▶ Hands-on Damage Assessment Exercise

AGENDA



DISASTER EVENT

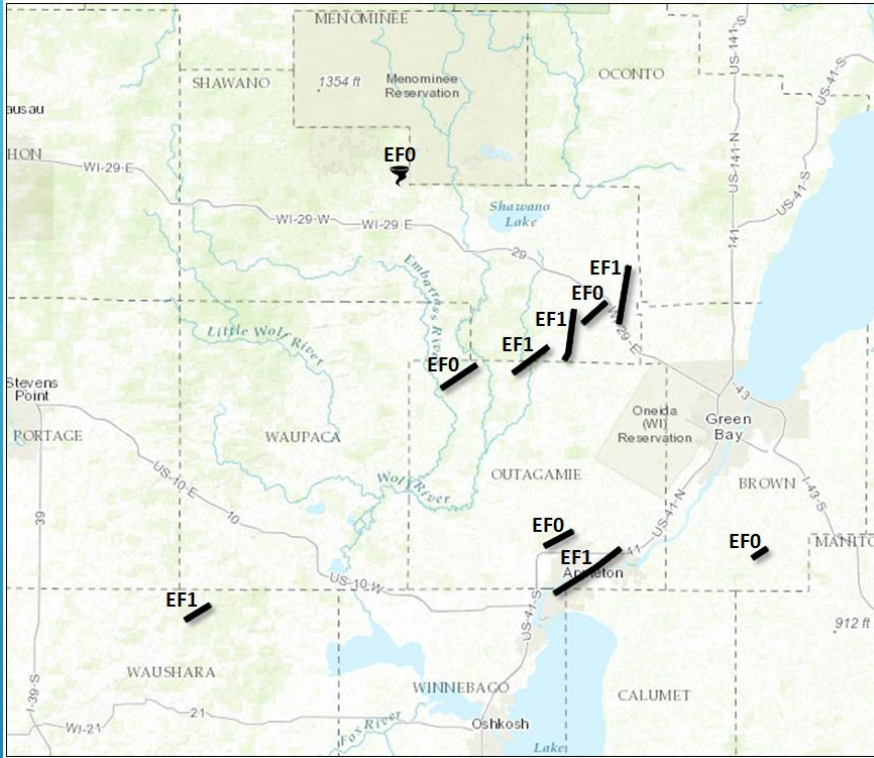
WARNINGS:

3:45PM Tornado

3:25PM Thunderstorm

1:45PM Tornado

1:23PM Thunderstorm



INITIAL DAMAGE ASSESSMENT 0-24 HOURS POST-STORM

- ▶ Activate/Request Damage Assessment Teams
- ▶ Set Briefing Time & Location
- ▶ Provide Damage Assessment Materials
 - ▶ Municipal maps
 - ▶ Go Bags: Assessed value sheets, yard stick, paper, pens, business cards, orange vests, damage level cheat sheets
 - ▶ Communication Methods
 - ▶ Data Collection Tool
- ▶ Task Teams
- ▶ Debrief & Compile

STARTING THE PROCESS – FIRST 24 HRS



PUBLIC DAMAGE ASSESSMENT

- ▶ E-mails, Texts and Phone Calls?
- ▶ ASK FOR HELP IF YOU ARE OVERWHELMED
- ▶ COUNTY PERSONNEL, NEIGHBORING EMS, REGION DIRECTOR, IMT

HOW DOES THE PUBLIC DAMAGE
ASSESSMENT GET STARTED?


- ▶ Subject Matter Experts, who are they?
- ▶ Board Chairs? Public Works Personnel? EM Personnel?
Contractors? Building Inspectors? Highway Commissioner?

WHO DOES IT?


**WEM DISASTER ASSESSMENT WORKSHEETS & ROAD SUMMARY SHEET
SIMPLE, YET EFFECTIVE**

BINDERS, PICTURES, ESTIMATES


**WHY DOES ANY OF THIS MATTER?
ACCURACY!**




Pre-Disaster Preparation:

- ▶ Binders – Small – 1.5” - 1 per municipality in your County
 - ▶ Tab Dividers
 - ▶ Color paper – Use as a divider between projects
 - ▶ Example of WEM Disaster Assessment Project Worksheet
 - ▶ 25 Copies of WEM Disaster Assessment Project Worksheet per municipality
 - ▶ 1 Copy of Pre-filled Road List Summary or 3 sheets of blank road list Summary form.
 - ▶ Blank Disaster Declaration Document – 1 per binder
 - ▶ Map of Jurisdiction
 - ▶ Public Assistance Program Categories of Work Fact Sheet
- 


- ▶ Binders – large – 2.5” - 4 for FEMA PDA Visit
- ▶ Project Worksheets Filled Out/Contractor Estimates
- ▶ Colored Paper – use as dividers between projects
- ▶ Printed damage pictures
- ▶ Completed Disaster Declaration Documents
- ▶ Municipality Contact Info
- ▶ Pictures of Temporary or Permanent Repair Work




WHEN FEMA PUBLIC DAMAGE ASSESSMENT TEAM COMES IN:

- ▶ HAVE YOUR BINDERS READY
 - ▶ PUT YOUR AFFECTED JURISDICTIONS ON NOTICE
 - ▶ HAVE A ROUTE OF TRAVEL PLANNED
 - ▶ HAVE A MAP OF DAMAGE SITES
 - ▶ HAVE COUNTY HIGHWAY DEPARTMENT REPRESENTATIVE ATTEND ENTIRE FEMA PROCESS
- 
- A decorative graphic consisting of several parallel white lines of varying lengths, slanted diagonally from the bottom right towards the top right, set against a blue background.

WHAT TO EXPECT AFTER FEMA ARRIVES:

- ▶ SIT DOWN WITH FEMA PDA PERSONNEL AND GO THROUGH BINDER PAGE BY PAGE
 - ▶ WEM STAFF WILL ACCOMPANY FEMA AND WILL ATTEND MEETING
 - ▶ UPON COMPLETING THE BINDER REVIEW THEY WILL DETERMINE ANY NEED TO VISIT DAMAGE SITES
 - ▶ IF VISITING DAMAGE SITES, HAVE JURISDICTION REPRESENTATIVE MEET YOU AT THE SITES
 - ▶ IF FEMA SAYS “NO SITE VISITS NEEDED” SAY “GOOD BYE”
- 

WHAT HAPPENS AFTER THE FEMA PDA TEAM LEAVES?

- ▶ DAMAGE TOTALS FROM STATE, COUNTY AND LOCAL MUNICIPALITIES ARE RECALCULATED IF THERE WERE CHANGES BY THE FEMA PDA TEAM(S)
 - ▶ IF THE TOTAL DOES NOT MEET THE THRESHOLD THEN MUNICIPALITIES WILL HAVE THE OPTION OF SUBMITTING CLAIMS TO THE DOT DISASTER AIDS PROGRAM OR WISCONSIN DISASTER FUND, WHICHEVER IS APPROPRIATE.
 - ▶ IF THE TOTAL EXCEEDS THE STATE FEMA THRESHOLD, THE GOVERNOR WILL SUBMIT A REQUEST FOR A PRESIDENTIAL DISASTER DECLARATION.
- 

IF THE DECLARATION IS GRANTED:

- ▶ KICKOFF MEETING
 - ▶ FEMA PERSONNEL WILL MEET WITH INDIVIDUAL JURISDICTIONS
 - ▶ NOW THEY CAN TALK TO FEMA ABOUT MITIGATION
- 

REIMBURSEMENT CHECKS ARE ROUTED THROUGH LOCAL EMERGENCY MANAGEMENT OFFICES TO BE DELIVERED TO RECEIVING JURISDICTION

CG 1234
Date 1/2012
Pay to the Order of National Park Service \$7.5 big ones
Seven Million Five Hundred Thousand and 00/100 Dollars
For Washington Monument *DR*
⑈ 00 000 000 ⑈ 000000000 ⑈ 1000

THANK YOU!

PRACTICAL APPLICATION

